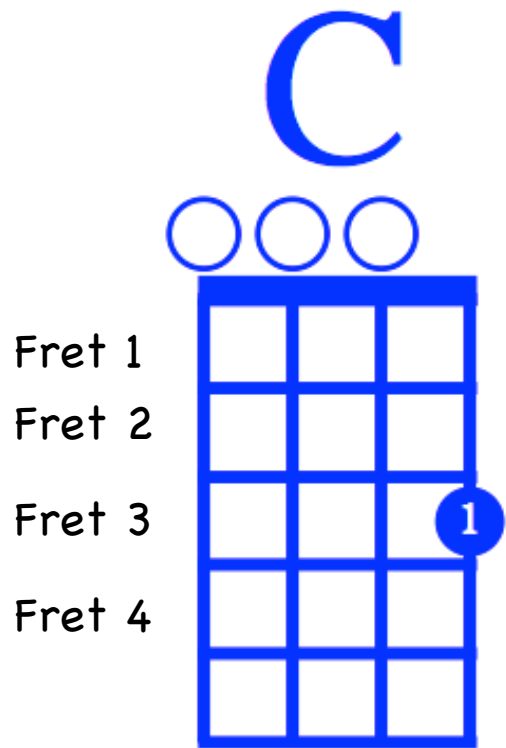
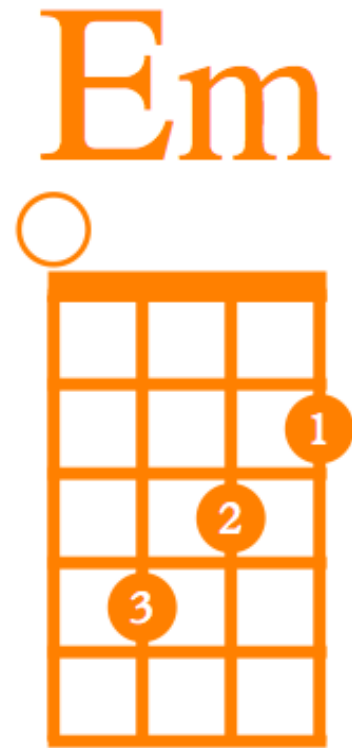


# Price Tag Chords

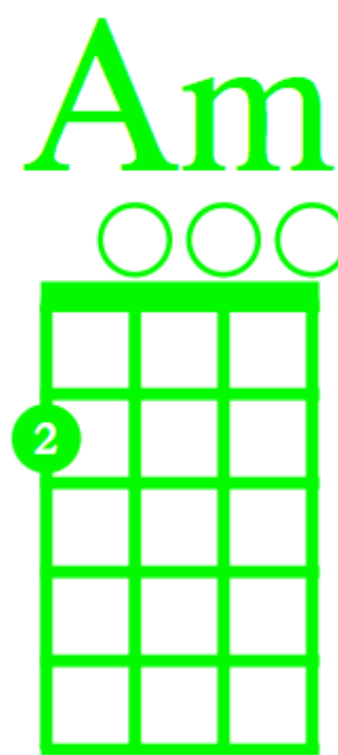


The number 1 on the blue dot means you use your index (pointing) finger of your left hand to play the string nearest the floor.


Strings (Lines going up and down)



Slide your first finger down one fret (closer to the tuning pegs) and put your middle finger (2) and ring finger (3) down.



Reach your middle finger (2) over all the other strings like a bridge to play the string nearest your nose.



Keep your first bridge on (2) and add another bridge with your index (pointing) finger (1). Try not to touch the other open strings.